


# mulberry

Brochure pages 26-27.


Price m<sup>2</sup>



600 x 200mm



600 x 100m



400 x 200mm



300 x 200mm



300 x 100mm



200 x 100mm

**Mulberry\***, price per 6 size project pack

Pack coverage incl. joints

5.8m<sup>2</sup>

Weight per pack

440kg

No. per project pack

8

24

12

24

16

24

\*300 x 200mm size is a more intense shade. Thickness 35mm.

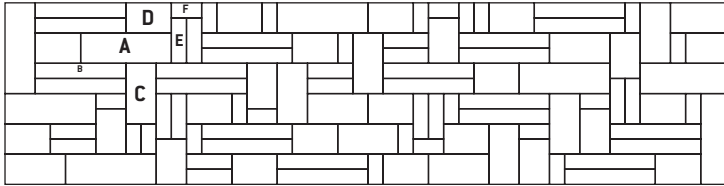
## project pack layouts

The drawings show examples of layouts that can be achieved using Mulberry 6 size Project Pack. Dimensions are listed for the various rectangles that can be formed.

Drawings are then shown of one example layout for two of those rectangles. For each rectangle, many other layout permutations are possible. Refer to Retail Brochure, page 114, for Principles of Random Layouts.

### Mulberry 6 Size Project Pack

For details see page 9. Can form rectangles: 2.4 x 2.4m, 3.2 x 1.8m, 3.6 x 1.6m, 4.8 x 1.2m or 6.4 x 0.9m.



**PP11** 4.8 x 1.2m<sup>2</sup> = 5.7m<sup>2</sup> Pathway Style

### PP12

2.4 x 2.4m = 5.7m<sup>2</sup>  
Patio Style

- A 600 x 200
- B 600 x 100
- C 400 x 200
- D 300 x 200
- E 300 x 100
- F 200 x 100

