


truslate


Brochure pages 98, 101.

Price m²


Blue
Green
Copper



610 x 610mm



610 x 305mm



305 x 305mm

3 size
project pack

Blue, price each

Green, price each

Copper, price each

Pack coverage incl. joints

No. per m² incl. joints

No. per pack

Weight per pack

No. per project pack

	610 x 610mm	610 x 305mm	305 x 305mm	3 size project pack
Blue , price each				
Green , price each				
Copper , price each				
Pack coverage incl. joints	18.6m ²	18.6m ²	9.3m ²	18.6m ²
No. per m ² incl. joints	2.687	5.374	10.748	-
No. per pack	50	100	100	93 mixed
Weight per pack	1060kg	1060kg	530kg	1060kg
No. per project pack	24	35	34	-

Thickness is 20mm. One slab of each size totals 0.65m². One pack of each size totals 46.5m².

For project pack layouts see page 48.



Slate Circle
2600mm dia.



Slate Circle
incl. Corner Kit
3040mm sq

Blue, price each

Green, price each

Copper, price each

Pack coverage incl. joints

No. per pack


Weight per pack

Thickness is 20mm.


	Slate Circle 2600mm dia.	Slate Circle incl. Corner Kit 3040mm sq
Blue , price each		
Green , price each		
Copper , price each		
Pack coverage incl. joints	5.31m ²	9.24m ²
No. per pack	1 kit (31 pieces)	1 kit (51 pieces)
Weight per pack	300kg	520kg

For scale drawings see brochure page 136.

For details see page 27. Layout **PP33** can also be used to create a 6.1 x 3.05m rectangle.
Can form rectangles: 6.1 x 3.05m, 7.62 x 2.44m, 12.2 x 1.52m or 15.25 x 1.22m.



PP31 6.1 x 3.05 = 18.6m² Tudor Pattern



PP32 7.62 x 2.44m = 18.6m² Tudor Pattern